

CARTES AUTO-CORRECTIVES POUR COMPTER LES SYLLABES

Ces cartes sont à laisser à disposition des élèves qui souhaitent jouer à compter les syllabes, seuls ou bien avec des camarades.

Le **RECTO** présente l'image du mot dont il faut compter les syllabes (orales) ainsi que le mot écrit en écriture capitale et scripte. La trame de codage est également présente : vide.



Le **VERSO** présente la même image, le mot également écrit en cursive et la trame de codage complétée selon le nombre de syllabes.




Les enfants ont été auparavant familiarisés avec ce type de codage et le comptage des syllabes orales.

Préparation des cartes :

- Imprimer puis découper
- Coller le recto avec son verso
- Plastifier


LES ANIMAUX - planche 1 / RECTO

CHAT
chat




Ecole de Chrys

ÉLÉPHANT
éléphant



Ecole de Chrys

LAPIN
lapin




PAPILLON
papillon



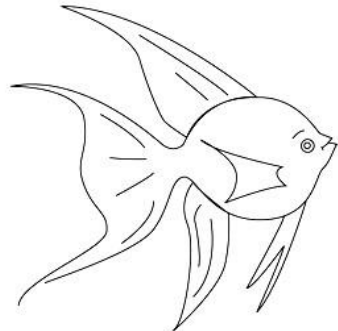
CHIEN
chien




MOUTON
mouton




POISSON
poisson



SERPENT
serpent



CHEVAL
cheval



Ecole de Chrys

ÉCUREUIL
écureuil




Ecole de Chrys

CHAT

chat

chat




1



ÉLÉPHANT

éléphant

éléphant



3



LAPIN

lapin

lapin



2



PAPILLON

papillon

papillon



3



CHIEN

chien

chien




1



MOUTON

mouton

mouton



2



POISSON

poisson

poisson



2



SERPENT

serpent

serpent




2



CHEVAL

cheval

cheval



2



ÉCUREUIL

écureuil

écureuil




3




LES ANIMAUX / planche 2 (SUITE)

ARAIGNÉE
araignée




CERF
cerf




Ecole de Chrys


GIRAFE
girafe




KANGOUROU
kangourou




LION
lion



RENARD
renard




RHINOCÉROS
rhinocéros




Ecole de Chrys

TORTUE
tortue



SOURIS
souris



Ecole de Chrys

PERROQUET
perroquet



Ecole de Chrys

ARAIGNÉE

araignée
araignée



3



CERF

cerf
cerf




1



GIRAFE

girafe
girafe



2



KANGOUROU

kangourou
kangourou



3



LION

lion
lion




2



RENARD

renard
renard




2



RHINOCEROS

rhinocéros
rhinocéros




4



TORTUE

tortue
tortue




2



SOURIS

souris
souris



2



PERROQUET

perroquet
perroquet



3



AUTOMNE / Planche 3

FEUILLE
feuille




Ecole de Chrys

CHAMPIGNON
champignon




Ecole de Chrys

GLAND
gland




Ecole de Chrys

RAISIN
raisin




Ecole de Chrys

ESCARGOT
escargot



MARRON
marron




NUAGE
nuage



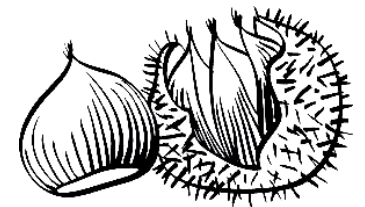
PARAPLUIE
parapluie










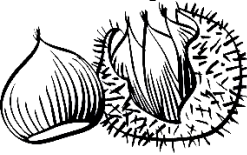


HÉRISSON
hérisson



CHÂTAIGNE
châtaigne



<p>FEUILLE</p> <p>feuille feuille</p>  <p>1</p> <p>● ○ ○ ○ ○</p>	<p>CHAMPIGNON</p> <p>champignon champignon</p>  <p>3</p> <p>● ● ● ○ ○</p>	<p>GLAND</p> <p>gland gland</p>  <p>1</p> <p>● ○ ○ ○ ○</p>	<p>RAISIN</p> <p>raisin raisin</p>  <p>2</p> <p>● ● ○ ○ ○</p>	<p>ESCARGOT</p> <p>escargot escargot</p>  <p>3</p> <p>● ● ● ○ ○</p>
<p>MARRON</p> <p>marron marron</p>  <p>2</p> <p>● ● ○ ○ ○</p>	<p>NUAGE</p> <p>nuage nuage</p>  <p>2</p> <p>● ● ○ ○ ○</p>	<p>PARAPLUIE</p> <p>parapluie parapluie</p>  <p>3</p> <p>● ● ● ○ ○</p>	<p>HÉRISSON</p> <p>hérisson hérisson</p>  <p>3</p> <p>● ● ● ○ ○</p>	<p>CHÂTAIGNE</p> <p>châtaigne châtaigne</p>  <p>2</p> <p>● ● ○ ○ ○</p>

FRUITS/ PLANCHE 4

ANANAS
ananas



Ecole de Chrys

CITRON
citron



KIWI
kiwi



Ecole de Chrys

PAMPLEMOUSSE
pamplemousse



Ecole de Chrys

POIRE
poire



Ecole de Chrys

NOIX
noix



MANDARINE
mandarine



ORANGE
orange













POMME
pomme



CERISE
cerise



<p>ANANAS</p> <p>ananas ananas</p>  <p>3</p> <p>● ● ● ○ ○</p>	<p>CITRON</p> <p>citron citron</p>  <p>2</p> <p>● ● ○ ○ ○</p>	<p>KIWI</p> <p>kiwi kiwi</p>  <p>2</p> <p>● ● ○ ○ ○</p>	<p>PAMPLEMOUSSE</p> <p>pamplemousse pamplemousse</p>  <p>3</p> <p>● ● ● ○ ○</p>	<p>POIRE</p> <p>poire poire</p>  <p>1</p> <p>● ○ ○ ○ ○</p>
<p>NOIX</p> <p>noix noix</p>  <p>1</p> <p>● ○ ○ ○ ○</p>	<p>MANDARINE</p> <p>mandarine mandarine</p>  <p>3</p> <p>● ● ● ○ ○</p>	<p>ORANGE</p> <p>orange orange</p>  <p>2</p> <p>● ● ○ ○ ○</p>	<p>POMME</p> <p>pomme pomme</p>  <p>1</p> <p>● ○ ○ ○ ○</p>	<p>CERISE</p> <p>cerise cerise</p>  <p>2</p> <p>● ● ○ ○ ○</p>